

# REORGANIZATION STUDY

**Montgomery County School Study Commission**

**Montgomery County Economic Development  
Corporation**

# Midwest School Consultants

**Dr. William H. Phillips**

**Dr. Scott L. Day**

**Dr. Leonard R. Bogle**

## Purpose of a Feasibility Study

- **Provide participating districts with information which can help them determine the best options for students, parents, and communities.**
- **Provide a neutral viewpoint based on the analysis of curriculum, finances, staff needs, transportation issues and facilities.**

# **FINANCIAL COMPARISONS**

## **School District Financial Profile**

- **General State Aid, ADA, Personal Property Replacement Tax, Operating Tax Expense Property Tax Rates per Pupil, and General State Aid per Pupil.**
- **Education Fund, Operations Fund, Transportation Fund, IMRF, Bond & Interest Fund, Working Cash, Site & Construction, Safety Prevention, EAV, and Projected Tax Rate of a new District.**
- **Incentive Payments.**

# FACILITIES

- **Number of buildings**
- **Grades housed in each building**
- **Building enrollments & capacities**
- **Age of facilities**
- **Life Safety/asbestos**
- **Accessibility for the physically challenged**
- **General upkeep & building conditions**

# TRANSPORTATION

- **Number of Buses**
- **Number of Bus Routes**
- **Costs**
- **Number of students transported**
- **Route Mileage & Costs**
- **Special Education Buses**
- **Other Transportation Services & Costs**

# CURRICULUM COMPARISONS

- **Program highlights**
- **Grade Level enrollments vs. numbers of teachers in each community**
- **Test score comparison**
- **Junior High and High School courses & electives**
- **High School schedule & graduation requirements**
- **Final recommendations for participating districts**

# Curriculum



# K-8 Grade Configurations

- The curricula of the three districts are organized into PK-5 at **Hillsboro CUSD**, Beckemeyer Elementary School (557 students), Coffeen Elementary (258 students) and grades 6-8 are housed at Hillsboro Junior High (351 students).
- **Litchfield CUSD 12** houses Pre-K at the Litchfield Center (115 students), K-1 students at Madison Park Elementary School (196 students), 2<sup>nd</sup> and 3<sup>rd</sup> graders at J.D. Colt Elementary (161 students), 4<sup>th</sup> and 5<sup>th</sup> graders at Ida J. Russell Elementary (202 students) and grades 6-8 at Litchfield Middle School (344 students).
- **Panhandle CUSD #2** houses elementary PK-1 at Farmersville Grade School (97 students), grades 2-5 at Raymond Grade School (138 students), and grades 6-8 at Lincolnwood Junior High (104 students).

# Kindergarten

- **Hillsboro** offers an early childhood (0-3 yrs.) program for 3 students. The Pre-K program has enrolled 107 students with 3 teachers. The Kindergarten program at Beckemeyer Elementary is full- day (89 students) with 5 sections. Grades 1-5 have one section of each grade.
- **Litchfield** offers a Pre-K program at the Litchfield Center for 115 students with 3 teachers. The Kindergarten program at Madison Park is full-day full day with 5 section (98 students).
- **Panhandle** houses 1 section of Pre-K at Farmersville Grade School (40 students). Kindergarten has 2 sections of full-day programming for 32 students.

# Teaching Staff PK-8

Grade	Hillsboro	Litchfield	Panhandle
0-3 yrs.	1		
Pre-K	3	3	1
KG	5	10	2
1	5	9	2
2	5	9	2
3	5	9	2
4	5	9	2
5	5	9	2
6	4	5	2
7	5	5	1
8	5	5	1

	Hillsboro		Litchfield		Panhandle	
Subject	K-5	6-8	K-5	6-8	K-5	6-8
PE/Health	(3) K-5 shared	2	1 (3-4) 1 (4-5)	2	1(2-5)	1 (6-8)
Art	(2) K-5 shared	1 (6-8)	1(3-4) 1 (4-5)		1(K-5)	
Band	1	1 (6-8)		1		1(6-12)
Chorus		1 (6-8)		1		1(6-12)
General Music	2 (K-5) shared		1 (3-4) 1 (4-5)		1(K-5)	
Title 1					1(K-5)	
Spanish				(1)6-8		1 (8-12)
Technology		1 (6-8)	1 (3-4) 1 (4-5)			
School Counselor					1 (K-5)	

# 6-8 Staffing & Programs

- **Hillsboro** Junior High students, grades 6-8 (351 students) are taught in a traditional schedule with electives in Choral Music, Band, Visual Arts, Technology, and Physical Education. Sports are offered in Girls and Boys Basketball, Girls Volleyball, and Track & Field. Clubs are offered in Art, Scholastic Bowl, and Yearbook.
- **Litchfield** Middle School, grades 6-8 (344 students) are taught by 15 classroom teachers (5 at each level). Electives are offered in Chorus, Band, Jazz Band, Foreign Language (6-8), and Physical Education. Additional electives are offered in Drama (8), Music Appreciation (7), and Guitar (6). Sports are offered in Girls and Boys Basketball, Girls Volleyball, Wrestling, Girls and Boys Track, Cheerleading, and Scholastic Bowl. Clubs are offered in FOR (Friends of Rachel), Reading Club, Rembrandt Club, and Chess Club.

## 6-8 Staffing & Programs

- **Lincolnwood** Junior High, grades 6-8 (104 students) are taught in a traditional schedule. Electives are offered in Chorus, Band, Foreign Language, and Physical Education. Sports are also offered in Softball, Baseball, Basketball, Volleyball, and Cheerleading. Clubs are offered in Student Council and Drama Club.

# Special Education K-8 Hillsboro

- Beckemeyer Elementary (PK-5) serves 557 students and 114 students are in special needs programs. The school houses 5 special education classrooms and 1 BE/ED classroom. Early Childhood program. Programming is also offered for Speech, Social Work (PT), and a School Psychologist (PT) for testing purposes.
- Coffeen Elementary (Pk-5)- Early Childhood Special Education teacher that works inclusively with 7 Pre-K sections. Special Education Resource teacher for grades K-5 for 49 students. Special Education Life Skills teacher for grades K-5. Students are offered Speech, OT, PT, and Social Services if needed.
- Hillsboro Junior High (6-8)-4 full-time special education teachers for 49 students. They offer instructional classes as well as co-taught classes. One special education teacher serves as a Life Skills/Behavioral teacher when there is a need. 4 full-time teacher aides are on staff who serve our special education students.

-

# Special Education K-8 Litchfield

- Litchfield Center- Special education teachers offer push in and pull out academic services. Aide support is provided in the classroom. Speech is offered at the building based on needs of students We also offer part-time PT, OT, and hearing and vision itinerant services based on the need of the students served.
- Madison Park Elementary (PK-1) Special education teachers offer push in and pull out academic services. Aide support is provided in the classroom. Speech is offered at the building based on needs of students We also offer part-time PT, OT, and hearing and vision itinerant services based on the need of the students served.
- J.D. Colt Elementary (2-3) has two special education teachers and two aides. The teachers and aides provide push in and pull out services to over 15 students in our building on a daily basis.



# Special Education K-8 Litchfield Continued

- Russell Elementary (4-5) has two special education teachers and two aides. The teachers and aides provide push in and pull out services to over 30 students in our building on a daily basis.
- Litchfield Middle School- Offers instructional math and reading services at each grade level for our lower students. The middle school also offers a co-taught language art for those with a writing deficit. Full inclusion occurs as much as possible. They also offer a life skills class for our lowest students, with push in capabilities for several classes, mainly science and social studies.

# Special Education K-8 Panhandle

- Raymond Grade School (25) & Farmersville Grade School (12) Schools provide instructional support and Resource Room instruction students. Support services in Speech, physical therapy, and speech therapy are also provided.
- Lincolnwood Junior & Senior High provides Resource Room support for 30 students.

# High School Curricula

# Hillsboro High School

- Hillsboro High School has a traditional curriculum for programs in grade 9 through 12 for 491 students. Examples of these include:
- **Mathematics** courses in Algebra I & II, Geometry, Statistics, Trigonometry, Pre-Calculus, and Calculus.
- **Science** courses in Biology, Honors Biology, Physical Science, Science Today A/B, Chemistry, Anatomy & Physiology, Earth & Space Science A/B, Forensic Science, Forensic Science II, Microbiology, Genetics, AP Chemistry, and Physics.
- **English** courses in English I-3, Adv English I-3, Dual Credit Courses in English 2250, 1500, 1900, English 4, Reader Response, Oral Communications, and HILTOP Yearbook.
- **Social Science** courses ranging from Western Civilization up to 1600's, Western Civilization from 1600's, American History, Sociology, American Government, and Current Events.

# Hillsboro High School

- **Foreign Language** is offered in Spanish 1-4.
- **Business Education** courses are offered in Accounting I & II, Business Technology & Concepts, Consumer Education, Information Processing A & B, Marketing, and AP Computer Science Principles.
- **Agriculture** offers course in Intro. Exploring Fundamentals of Ag, Animal Anatomy & Physiology, Natural Resource Conservation, Wildlife Management & Aquaculture, Biological Science Applications in Plant & Animal Sciences, Veterinary Science & Technology, Agriculture Metal Fabrication, Agriculture Construction Technology, Ag Machinery Repair, and Supervised Ag Experience I & II.
- **Dual Credit Industrial Technology** courses in Building Trades.
- **Family & Consumer Sciences** courses in Orientation to Family & Consumer Sciences A & B, Culinary Arts Awareness, Nutritional Culinary Arts II, and Child Care/Teaching Internship.

# Hillsboro High School

- **Visual Arts** courses include: Art Skills A/B, Ceramics, Adv Ceramics, Creative Drawing, Creative Design, Adv Art A/B, Photography, and Adv Photography.
- **Music** offers courses in Chamber Singers, Concert Choir, and Band.
- **Safety, Health, and Physical Education** offers Classroom Driver's Training, Practice Drivers Training, Health, Physical Education 9-12, Weight Training A/B, "O" Hour Physical Education A/B, "O" Hour Fusion Fitness,
- **Certified Nursing Assistant Program**-Basic Nurse Assistant at Lincoln Land CC

# Litchfield High School

- Litchfield High School has a traditional curriculum for programs in grade 9 through 12 for 360 students. Examples of these include:
- **Agriculture** course in Agriculture Science, Introduction to Agriculture Industry, Agricultural Business Management, Agricultural Sales and Marketing Horticulture, Natural Resources Management and Conservation, and Introduction to Veterinary Science.
- **Art** courses in Ceramics and Sculpture, Drawing and Design, Painting and Watercolors, and Honors Art.
- **Business Education** course in Accounting I & II, Business and Personal Law I & II, Business and Technology Concepts, Information Processing 1A, 1B, 2A, & 2 B, Web Page & Interactive Media Development I & II, Communication Technology I, Principles of Audio-Visual Communication Technology, Advanced Audio-Visual Communication, Yearbook, A+ Certification Preparedness, and Network+ Certification Preparedness.

# Litchfield High School

- **English** offers courses in English 9, Honors English 1, Sophomore Literature, Sophomore Speech and Composition, English 2 Honors, English 150 Composition (SLU Dual Credit), English 202 (SLU Dual Credit), American Literature I & II, Senior Composition and Research, Senior Communication, English 190 Advanced Strategies of and Research, English 230 Introduction to the Novel (SLU Dual Credit), and Workplace Communication.



# Litchfield High School

- **Family & Consumer Science** courses in Learning for Independence, Family and Employment, Independent Living, Child Development, Clothing & Textiles, Food & Nutrition, Adult Living, Food Services Occupations, Parenting, Living Environments, and Consumer Education.
- **Foreign Language** offers courses in Spanish 1-4.
- **Health** offers courses in Health, Certified Nursing Assistant Program, Child Care Program, and Fundamentals of Emergency Services.
- **Industrial Technology** courses in Small Engines, Auto Servicing, Automotive Engines and Drivelines, Automotive Chassis and Electronic Engine Controls, Introduction to Construction, Construction Trades 1-3, Beginning Drafting/Computer Aided Drafting, and Drafting 2-3.
- .

# Litchfield High School

- **Mathematics** offers courses in Algebra 1 & 2, Algebra 2 (honors) Geometry, Pre-Calculus, and Calculus.
- **Music** offers Band
- **Physical Education** offers Physical Education and Fitness Training and Conditioning.
- **Science** offers courses in Integrated Science, Environmental Science, Biology 1 & 2, Biology 104 (SLU Dual Credit), Chemistry 1 & 2, and Physics.
- **Social Studies** offers courses in American Government, Economics, Geography, Psychology, Sociology, United States History, World History 1 & 2, Advanced Placement Macroeconomics, Advanced Placement Microeconomics, and Advanced Placement American Government.

# Lincolnwood High School

- Lincolnwood High School has a traditional curriculum for programs in grade 9 through 12 for 146 students. Examples of these include:
- Course options at various levels in **Mathematics**, Algebra I, Geometry, College Prep Algebra II, Algebra II, Trigonometry/College Algebra, Probability & Statistics, and Calculus.
- **Accounting** offered through Morrisonville High School.
- **Science** courses in Intro to Intro. to Physical Science, Biology I & II, Chemistry I & II, and Physics.
- **Language Arts** courses in English 1-3, College Prep English, Journalism, Senior English, and Speech.
- **Social Studies** courses ranging from World History, U.S. History, American Government, Global Issues, Psychology, Sociology, and World Geography.

# Lincolnwood High School

- **Foreign Language** is offered in Spanish 1-4.
- **Agriculture** offers courses in Intro to Intro. to Agriculture, Ad Mechanics, Agronomy, Environmental Science, Ag Science, Horticulture Production & Management I & II, Ag Business, and Ag Construction & Technology.
- **Communications** offers one course in Digital Media Design & Production.
- **Family and Consumer Sciences** offer courses in Orientation to FACS, Foods & Nutrition, Adult Living, Clothing & Textiles, Child Development, Parenting, Living Environment, Parenting, and Resource Management.
- **Visual Arts** courses include: Art 1-4.

# Lincolnwood High School

- **Music** courses in Band and Chorus.
- **Vocational** courses in Basic Nurse Assistant Program, and Child Care.
- **Physical Education and Health** offers Health, Driver's Ed. and Physical Education.
- **Capital Area Career Center-** Ag & Industrial Mechanics, Automotive Tech & Servicing, Cisco, Collision Repair Technology, Cosmetology, Culinary Arts, Digital Media Design, Digital Radio/Television Production, Early Childhood Education, Graphic Arts, Law Enforcement, Photography, and Welding.

# HS & JH Programmatic Considerations

- The High School & Junior High curricula could be enhanced with courses already offered at current high school sites:
- Students would have the option of two **Foreign Languages** in Spanish 1-4 & Latin 1-2.
- Combine and expand the **Family & Consumer Sciences** program from all high schools.
- Combine **Agricultural** courses currently offered at all three high schools.
- Combine **Industrial Technology** programs from Hillsboro and Litchfield. \*Consider the development an Industrial Technology Center to offer courses to other local high schools.

# HS Programmatic Considerations

- Combine Dual Credit Courses in **English** from Litchfield and Hillsboro.
- Add course in Probability & Statistics to the **Math** Department from Lincolnwood High School.
- Add entire **Business** Department curriculum to a combined high school from Litchfield High School.

# K-12 Considerations

- Existing special education program and services received by students would be affected by the reorganization. If the districts which reorganized utilize different cooperatives, one would have to be chosen over another. Services may have to be redistributed depending on the need.
- The existing early childhood programs could continue to meet the needs of children ages' 3-5, as they are currently offered.
- The existing overall PK-8 organization of grades into PK-5, and 6-8 among the two or three districts could be continued in a reorganized district, although how these grades are housed in the various buildings/sites could be subject to change.
- Grading scale differences and textbook adoption schedules will have to be resolved to offer more cohesion in a newly merged district.
- Localized assessments previously developed by each district will have to be evaluated to determine which assessments will be utilized district-wide.



# K-12 Considerations

- A new PK-12 textbook adoption schedule would have to be established over time in a reorganized district since each district is following a different schedule. When this occurs, curriculum design should precede textbook purchases. This proposed procedure will help teachers and administrators develop more meaningful curricula that are not dictated by textbook companies. Supplemental materials which enhance and help address subject content, skills, and assessments.

# **ENROLLMENT**

# ENROLLMENT

- **Student projections are made using existing class numbers to develop percentages**
  - **These percentages are applied to future classes using the Cohort Survival Method**
  - **Live births provided by the Census Bureau are used to project Pre-K and K enrollments**
- **Projections indicate that the enrollment for each of the districts will decline over the next five years.**

# 5 YEAR PROJECTIONS Pre K to 8

YEAR	Raymond/ Farmersville	Hillsboro	Litchfield	TOTAL
2016-17	352	1266	1018	2636
2017-18	344	1233	1037	2614
2018-19	344	1200	1020	2564
<b>PROJECTED</b>				
2019-20	331	1045	997	2372
2020-21	328	1000	968	2296
2021-22	323	967	947	2237
2022-23	320	947	905	2172
2023-24	315	959	899	2173

	2017 to 2019	2019 to 2024
Raymond/Farmersville	- 8	- 29
Hillsboro	- 66	- 141
Litchfield	- 2	- 121

# 5 YEAR PROJECTIONS – H. S.

YEAR	Lincolnwood	Hillsboro	Litchfield	TOTAL
2016-17	155	505	417	1077
2017-18	151	530	406	1087
2018-19	152	507	395	1054
PROJECTED				
2019-20	157	463	397	1016
2020-21	153	441	409	1003
2021-22	153	440	395	987
2022-23	146	438	411	996
2023-24	140	463	396	1000

	2017 to 2019	2019 to 2024
Lincolnwood	- 3	- 12
Hillsboro	+ 2	- 44
Litchfield	- 23	+1

# PERCENT CHANGE BY GRADE

## ENROLLMENT PERCENTAGE PROJECTIONS RAYMOND-LINCOLNWOOD

K	K TO 1	1 to 2	2 to 3	3 to 4	4 to 5	5 to 6	6 to 7	7 to 8	8 to 9	9 to 10	10 to 11	11 to 12
11.15%	98.39%	87.68%	111.85%	102.00%	94.19%	95.74%	95.04%	102.80%	116.89%	92.59%	97.37%	90.73%

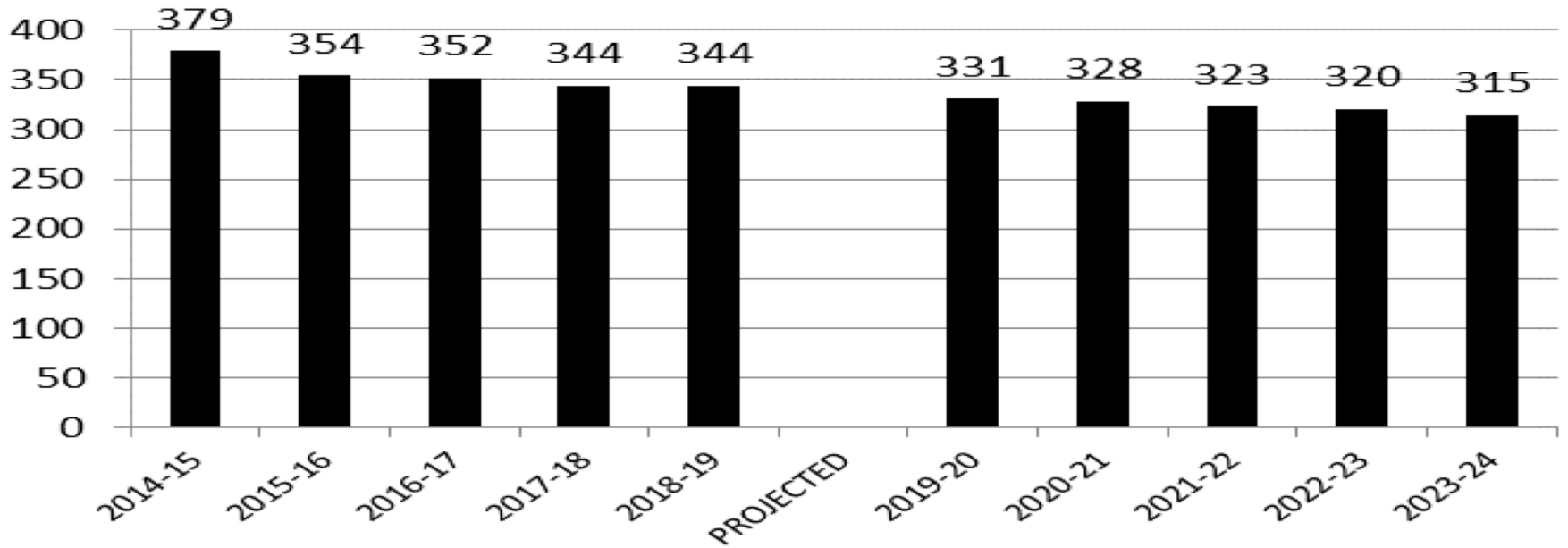
## ENROLLMENT PERCENTAGE PROJECTIONS HILLSBORO

K	K TO 1	1 to 2	2 to 3	3 to 4	4 to 5	5 to 6	6 to 7	7 to 8	8 to 9	9 to 10	10 to 11	11 to 12
35.98%	96.92%	99.80%	95.00%	96.16%	99.59%	98.41%	101.83%	100.98%	113.30%	84.02%	89.00%	92.70%

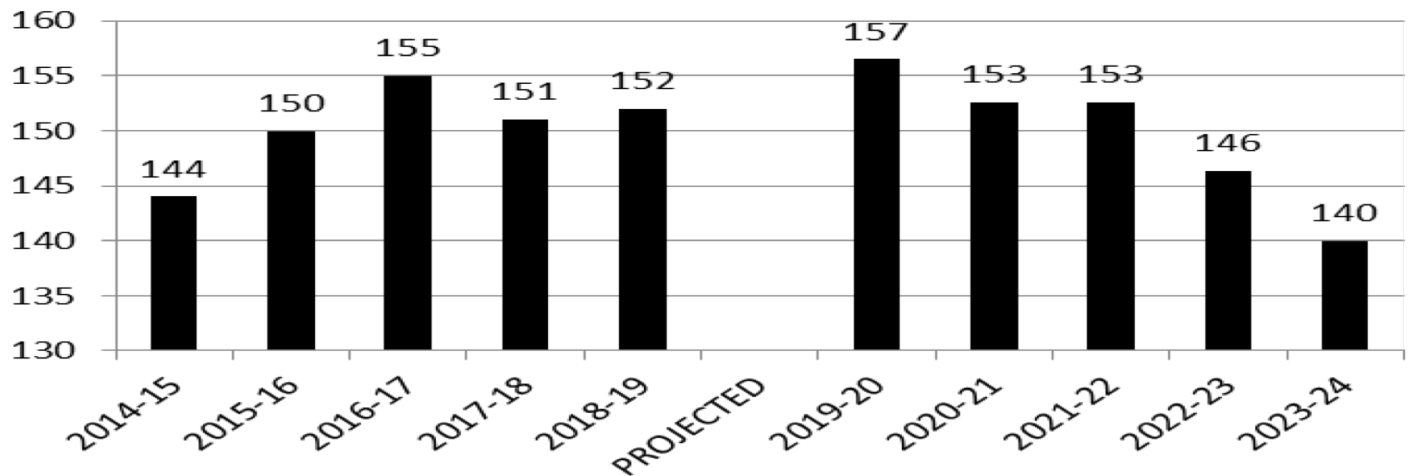
## ENROLLMENT PERCENTAGE PROJECTIONS LITCHFIELD

K	K TO 1	1 to 2	2 to 3	3 to 4	4 to 5	5 to 6	6 to 7	7 to 8	8 to 9	9 to 10	10 to 11	11 to 12
33.22%	92.89%	97.14%	84.54%	108.42%	93.56%	110.43%	103.52%	102.48%	89.91%	99.10%	89.67%	81.43%

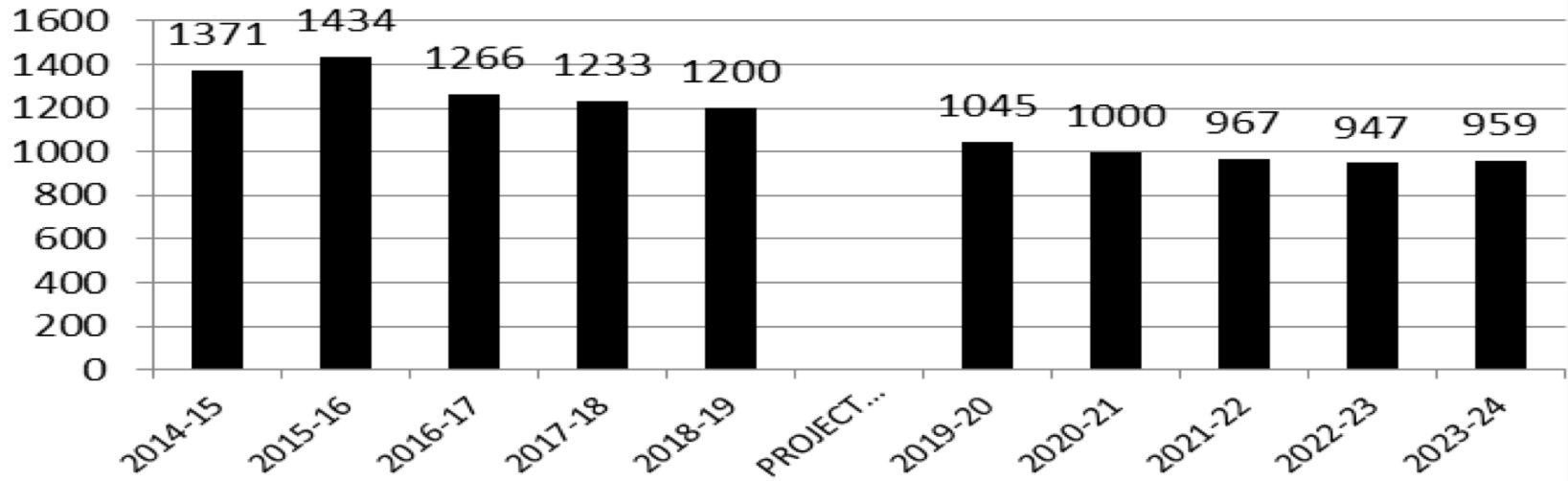
### Raymond Farmersville Pre-K to 8



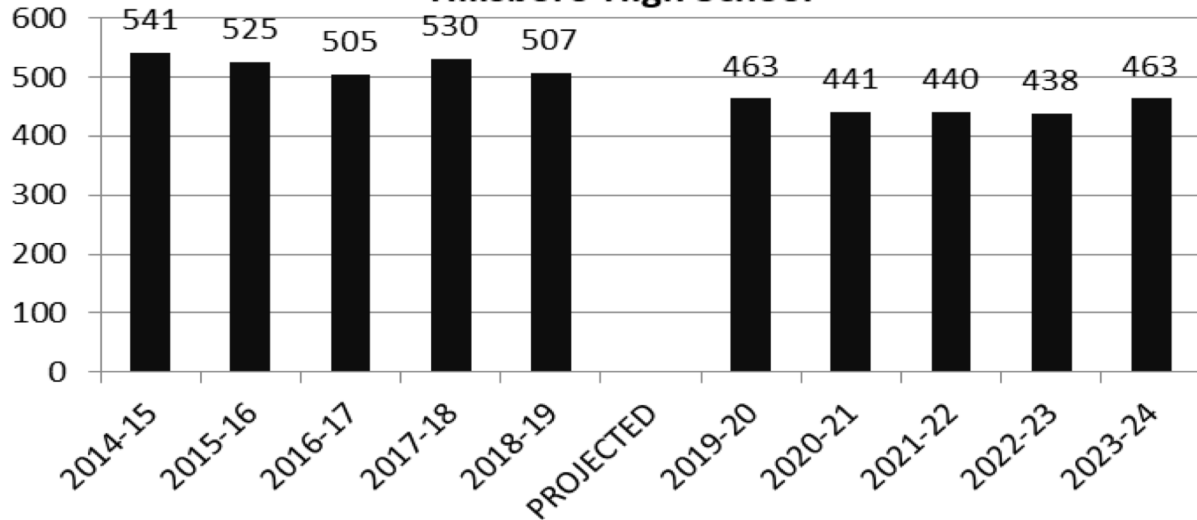
### Lincolnwood High School



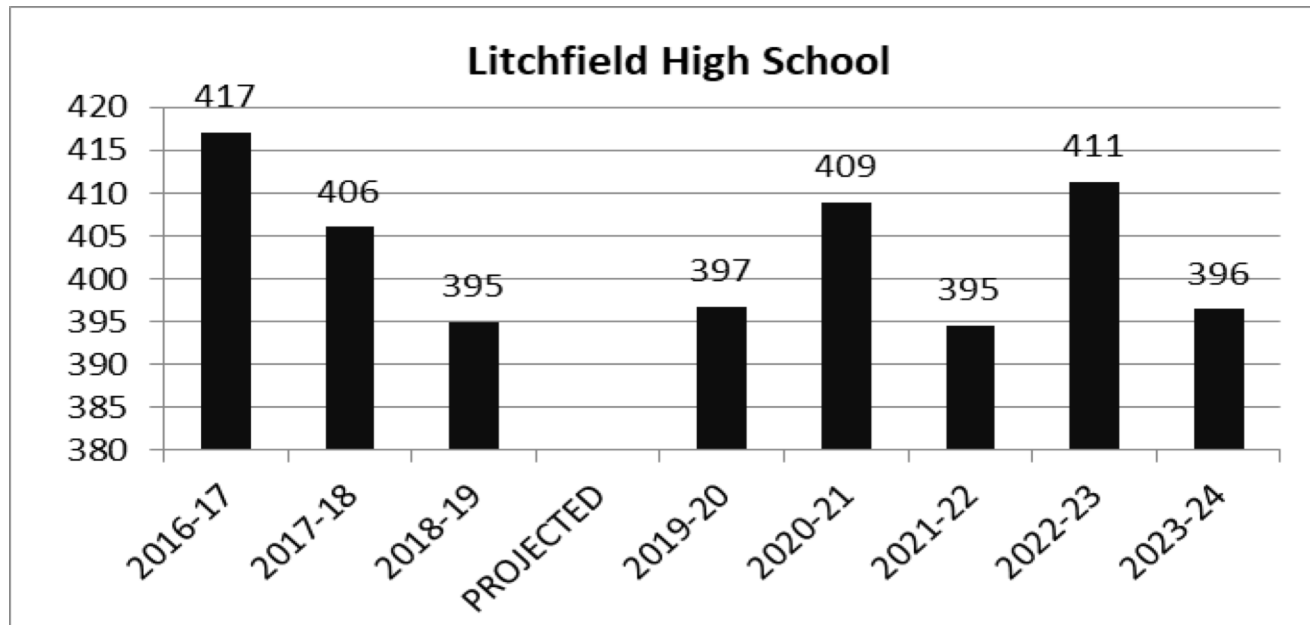
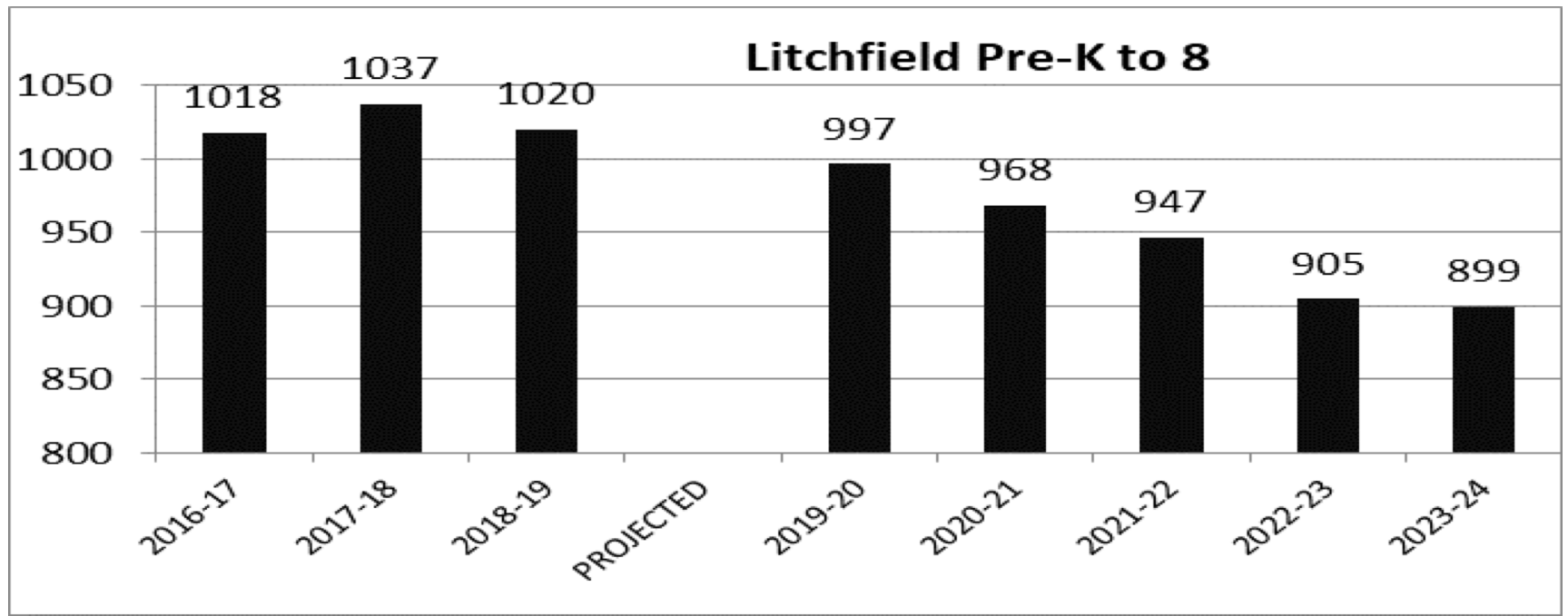
### Hillsboro Pre-K to 8



### Hillsboro High School







# SUMMARY

## **Combining all three high schools**

Combining all three districts would form a high school unit that would be at the 1,000 student range which is considerably larger than any of the high schools in this study.

This student population cannot be accommodated in any of the existing high schools and would require the construction of a new building.

## **Combining Hillsboro and Litchfield**

Combining these two high schools would result in a student population of 900 which is not much smaller than combining all three. The major difference here would involve transportation which will be addressed in that section.

# TRANSPORTATION

Regular Route Information			
	Hillsboro	Litchfield	Panhandle
<b># Students Transported</b>	1206	553	429
<b>Cost</b>	\$629,498	\$426,562	\$259,273
<b>Cost/student</b>	\$522	\$771	\$604
<b>Regular Route Miles</b>	237839	220506	91244
<b>Cost/mile</b>	\$2.65	\$1.93	\$2.84

Special Education Information			
	Hillsboro	Litchfield	Panhandle
<b># Students Transported</b>	64	42	4
<b>Cost</b>	95,245	150,802	17,759
<b>Total miles</b>	31,517	45,507	6,782
<b>Cost/student</b>	\$1,488.20	\$3,590.52	\$4,439.75
<b>Cost/mile</b>	\$3.02	\$3.31	\$2.62

## Vocational Transportation Information

	Hillsboro	Litchfield	Panhandle
# Students	50	7	8
Total Miles	9119	5353	21,786
Total Cost	\$24,632	\$11,687	\$6,696
Cost/mile	\$2.70	\$2.18	\$0.31
Cost/student	\$493	\$1,670	\$837

	Hillsboro	Litchfield	Panhandle
TOTAL COST - ALL AREAS	\$856,175	\$610,973	\$355,595

# ADDITIONAL TRANSPORTATION COST ALL THREE SCHOOLS

Unit District				
		Miles to Hillsboro (one way for the other two schools)	Number of buses required (75 from Lincolnwood; 200 Litchfield)	Additional cost (Miles between schools x 2 x average cost/mile x # buses x 176 days) Lincolnwood
	High Schools			
<b>Total Cost</b>	\$1,315,333			
<b>Total Miles</b>	549,589			
<b>Average/mile</b>	\$2.39			
	Litchfield	9	3	\$21,859.20
	Raymond	13	2	\$21,903.51
	<b>TOTAL</b>			<b>\$43,762.71</b>

# Litchfield and Hillsboro

Unit District				
		Miles to Hillsboro (one way for the other two schools)	Number of busses required (200 Litchfield)	Additional cost (Miles between schools x 2 x average cost/mile x # busses x 176 days) Lincolnwood
	High Schools			
<b>Total Cost</b>	<b>\$1,315,333</b>			
<b>Total Miles</b>	<b>549,589</b>			
<b>Average/mile</b>	<b>\$2.30</b>			
	Litchfield	9	3	\$21,859.20
	<b>TOTAL</b>			<b>\$21,859</b>



# Projected Cost to Butler-T

Unit District - Butler T Construction				
		Miles to Butler-T (one way for all schools)	Busses required (75 from Lincolnwood ; 200 Litchfield; 250 Hillsboro)	Additional cost (Miles between schools x 2 x average cost/mile x # busses x 176 days) Lincolnwood
	High Schools			
<b>Total Cost</b>	<b>\$1,315,333</b>			
<b>Total Miles</b>	<b>549,589</b>			
<b>Average/mile</b>	<b>\$2.39</b>			
	Hillsboro	3	4	\$10,109
	Litchfield	10	3	\$25,273
	Lincolnwood	11	2	\$18,534
	<b>TOTAL</b>			<b>\$53,916</b>
	<b>TOTAL W/O LINCOLNWOOD</b>			<b>\$35,383</b>

# Summary

## All three high schools combined

- Student transportation would increase by **\$43,762** in this scenario (**\$53,916** if Butler-T is the location).
- The larger high school would provide the opportunity for increased extra-curricular activities and coordinated curriculum offerings.
- The creation of a vocational center in the newly formed high school could possibly reduce the transportation costs for this program but the newly formed school board would need to study the total cost for creating this program and project these costs over a number of years to determine if this would be the best use of educational funds.

## Litchfield and Hillsboro Combined as One High School

- The additional cost of transporting the Litchfield students to Hillsboro would be **\$21,859** (**\$35,383** at Butler-T location).
- The possibility of creating a vocational center would continue to exist and is something the newly formed district and board would need to assess.
- If Litchfield was the high school in this scenario, the transportation costs would increase to **\$29,197**. This cost could be offset if the district no longer transported for the vocational classes. Again, this would require a study to determine the overall cost for creating and maintaining the program compared to the annual **vocational costs** which were **\$36,319** for fiscal year 2018.

**BUILDINGS**

# HILLSBORO H.S.

- 1920 building: 2 stories plus a basement
- 1939 Gymnasium addition: basement with classroom wings (1967) on each side
- 1954 – Bus Garage and Ag building
- 1960 Cafeteria/classroom building
- 1967 – Shop/classroom addition
- 2002 – Choir/classroom addition
- Category A = \$23,700
- Total cost of all repairs, based on the 2017 HLS report, is \$709,712.
- High school has window air-conditioning units.
- Boiler is old but meets the needs of the building.
- Elevator in the building making it handicapped accessible.
- The students must leave the building to go to the cafeteria, agriculture building, gymnasium,
- Choir and band rooms which are housed in the wings of the gymnasium.
- Band room is not handicapped accessible.
- The industrial arts (I. A.) area, located under the gymnasium, is currently not used for anything other than storage. It is a very large area and still has much of the equipment and machinery that could be used for an I.A. program.

- There is a large weight room in the gymnasium building, a business tech classroom, family consumer science, a computer lab and a renovated referee's room.
- The agriculture building is separate from the high school and also houses the driver's education classroom.
- Another separate building is the library/cafeteria which is located next to the high school. The cafeteria is located in the basement of the library and there are two lunch periods for the students. The room is very colorful and has an attractive mural. The library has a very comfortable atmosphere and houses the Chrome Books for the students.
- **The campus is large and attractive but the issue for the district is the high school has reached its limit as far as meeting all the needs of the students. A new facility would provide the students with state of the art rooms and technology but this would require the construction of a new building that could not only accommodate the existing Hillsboro students but those from Litchfield (395) and Lincolnwood H.S. (157) should either of these districts choose to join Hillsboro as a unit district.**

## LITCHFIELD H. S.

- Litchfield High School/Junior High: located on the same campus and are physically connected.
- All HLS items will be addressed by July 2019 with a projected cost of \$385,000 to complete these areas.
- Both schools are air-conditioned except for the gymnasium. The high school has a separate area for the building trades, woods and auto shop.
- The principal mentioned a desire for a county-wide vocational center and indicated they have the room for it. This fits into the scenario that was addressed in the transportation section.
- No empty rooms in the building.
- Two lunch periods
- High school and junior high share the library and cafeteria.
- Football field has an eight-lane all-weather track around it and is located between the high school and the shop/vocational area.
- **If the high school students were transported to a new consolidated high school this would allow the students from grades 2 through 5 to move into the existing high school.** This would provide a number of options for the district to consider as to how to best use the buildings and which ones to close. The negative side of this would be the loss of the vocational areas, and the football field and track area which currently exist. These could be used by the junior high or the newly built high school if this was determined to be a feasible plan.

## PANHANDLE CUSD #2

- Students in K – 12 are housed on one site with all buildings connected.
- Construction ongoing
  - original building constructed in 1958.
  - Additions 1969 and 2014.
  - High school needs a new roof (\$766,000) and the high school auditorium needs a roof as well (\$121,000).
  - All of the building is handicapped accessible
  - All have air-conditioning, and all rooms are in use.
  - The high school has a large agriculture shop /construction area.
  - Two gyms provide ample space and flexibility for the physical education program.
  - A huge auditorium is located here as is a large library.



# PANHANDLE (CONTINUED)

- The high school is a 1/1 system.
- In addition to this one-campus facility there is Farmersville Grade School which was constructed in 1958 and houses 120 Pre-k to first grade students. It is located 13 miles from Raymond and all students in grades Pre-k and K attending school here.
- If the district chose to join with Hillsboro at the high school level, this would open up the building and the students who currently attend school in Farmersville could go to school in Raymond and reduce the bussing time and cost.



## LITCHFIELD AND HILLSBORO COMBINE

- Same situation as the three school combination and the same concerns as well as potentially positive improvements.
- Litchfield could move their students in grade 2 through 5 into this building making a large elementary/middle school.
- This would provide flexibility for which building to close and how to best use them for the benefit of the students.
- These are decisions the new board would need to address should these districts become one.
- The creation of a large vocational center could occur using the machines and tools that currently exist in both district. Again, if this was to occur and full and careful study would need to be made as to the short and long term cost and the potential for saving over a long period of time.

# FINANCIAL AREAS

## PROPERTY TAX RATES AND EXTENSIONS

Fund	Hillsboro CUSD #3	Rate	Litchfield CUSD #12	Rate	Panhandle CUSD 2	Rate
Ed.	3,754,620	2.40	2,366,330	2.20	2,053,011	3.20
OBM	782,212	.50	405,535	.50	320,512	.50
Trans.	312,885	.20	162,214	.20	128,184	.20
Sp. Ed.	62,577	.04	32,442	.04	25,281	.04
Working Cash	78,221	.05	40,553	.05	31,970	.05
Bonds	1,456,728	.93	475,174	..64	326,652	.50
IMRF	460,472	.29	64,001	..15	89,774	.14
Social Security	403,652	.25	175,005	.15	84,777	..13
TORT	859,243	.54	657,000	.87	221,041	.34
Lease	77,258	.05	40,553	.05	31,700	.05
Life Safety	77,258	.05	40,553	.05	31,970	,05
Total	8,325,525	5.32	7,147,529	4.91	3,358,272	5.21

# GENERAL DISTRICT COMPARISONS 2017-18

	Hillsboro CUSD #3	Litchfield CUSD #12	Panhandle CUSD #2
Average Daily Attendance	1494	1,225	440
General State Aid Revenue	4,453,993	5,521,918	1,148,571
GSA Revenue/Per Student	2,981	4,507	2,610
Total District Expenditures	19,730,780	15,541,572	5,707,646
Operating Expense Per Pupil	9,533	9,634	10,422
Assessed Valuation Per Pupil	118,421	104,217	159,667
Total Certified Staff (2017-2018)	101	89	38
Average Teacher's Salary (2017-2018)	Salary assumptions are included.	Salary assumptions are included.	Salary assumptions are included.
EAV 2017-2018	176,922,294	133,398,410	70,253,750


# REORGANIZATION STUDY: Background Information

- Combined unit district EAV of \$380,574,454 means that a penny of local property taxes would generate approximately \$38,057 per \$100 of EAV.
- \$38,057 x **\$5.26** for **Scenario One**
- \$31,032,070 for **Scenario 2** with a tax rate of **\$5.27** approximate the tax rate needed to generate the same amount of funds generated previously by the existing districts in each scenario.
- Scenario 1, Hillsboro would experience a tax rate reduction while Litchfield and Panhandle experience a tax rate increase.
  - **Study does in no way suggests that this rate should be utilized for planning for a reorganization referendum.**

- **Teacher tenure is guaranteed for certified staff that are maintained by the new district.**
- **Staff reductions could be possible especially in central office personnel. This factor would be determined by the existing school districts prior to a reorganization referendum.**



# GENERAL STATE AID COMPARISONS

	Hillsboro CUSD #3	Litchfield CUSD #12	Panhandle CUSD 2
General State Aid 2017-2018	4,453,993	5,521,918	1,148,571
Average Daily Attendance 2017-2018	1,494	1,225	440
ADA 2016-2017	1,535	1,289	443
ADA 2015-2016	1,556	1,316	443
Personal Property Replacement Tax 2017-2018	1,134,100	430,687	121,955
Operating Tax Expense Per Pupil	9,533	9,634	10,422

# INCENTIVES - EBF

- Evidence Based Funding payments for four years at \$108,815 annually.
- **Scenario 1.** Total for four years = \$436,260
- Evidence Based Funding payments for four years at \$10,150 annually.
- **Scenario 2.** Total for four years = 40,760
- This figure has been received from the Department of Finance from the Illinois State Board of Education.

# Debt Difference Incentive

- The State of Illinois will give districts that have an operational debt funds to pay the debt.
- Since none of the districts have “operational debt,” there would be no incentives offered for any Scenario in this possible reorganization.

## INCENTIVES – SALARY DIFFERENCE

- **Scenario 1: Panhandle, Hillsboro, Litchfield = \$290,836 annually for four years. Total Incentives for Scenario 1 = \$1,163,344**
- **Scenario 2: Hillsboro, Litchfield = \$144,311 annually for four years. Total incentives for Scenario 2 = \$579,244**
- **Actual number would be calculated on a teacher by teacher basis after a successful reorganization which is included.**
- **For purposes of this study and in keeping with Illinois law only the salaries of certified staff are included in this incentive.**
- **Salaries of administrators and non-certified personnel are not included in the incentive.**
- **Individual salaries are included in the incentives provided by the State of Illinois. Salaries are assumed to gravitate to the highest current salaries in the districts within this study**

# \$4,000 INCENTIVE PAYMENTS

- District would receive **\$912,000** annually for two years (at the end of the second, and third year) for **Scenario 1**
- **\$760,000 for Scenario 2.**
- Fall of Years 2 and 3 of the newly reorganized district, there would be an annual payment of the aforementioned amounts for a total amount of **\$1,824,000 for Scenario 1**
- **\$1,520,000 for Scenario 2.**

# SUMMARY – TOTAL INCENTIVES SALARY DIFFERENCES

- Total Incentives  
Scenario 1 = \$3,422,604  
Scenario 2 = \$2,140,084
- EBF Difference Incentive  
Scenario 1 = \$435,260  
Scenario 2 = \$40,760
- Deficit Fund Balance Incentive  
Scenario 1/2 = \$0
- \$4,000 Certified Staff Incentive  
Scenario 1 = \$1,824,000  
Scenario 2 = \$1,520,000
- Salary Difference Incentive  
Scenario 1 = 1,163,344  
Scenario 2 = \$579,244

# REORGANIZATION RECOMMENDATION

**It is the recommendation of the consultant group that school district reorganization could be utilized making a newly merged unit district comprising the current Hillsboro District and Litchfield.**

**In addition, the consultants feel that a new unit district with a new name, school board and tax rate are the best reorganization option for these communities.**

# Publications

- Phillips, W. & Day, S. (2004). “Exploring Realities of Reorganization: Navigating your Options”. *The Illinois School Board Journal*, 72, (4), 10-15. July/August.
- Phillips, W. (2006). “Consolidation Proposal Expert Analysis”. *State School News Service, January 2006*. Retrieved online from [www.stateschoolnews.com](http://www.stateschoolnews.com)
- Phillips, W. (2006). “Proposed Legislation Realigns Reorganization”. *The Illinois School Board Journal*, 74, (2), 7-10. March/April.



# Questions from the Audience

**Dr. William Phillips**

**217 206-7155**

**phillips.william@uis.edu**